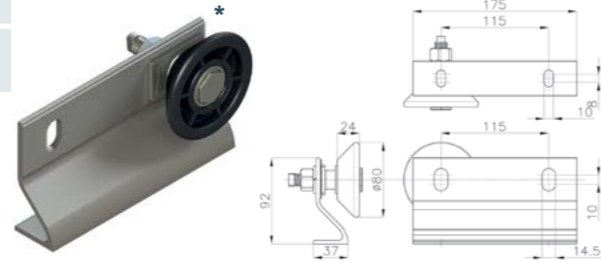


SLIDING SYSTEM COMPONENTS

ELEMENTI PER SISTEMI DI SCORRIMENTO
COMPONENTES DE SISTEMAS
CORREDERAS
COMPOSANTS DES SYSTEMES
DE COULISSAGE
KOMPONENTEN FÜR SCHIEBESYSTEME

CODE CODICE	SIDE LATO / LADO COTE / SEITE
24CAS005 14069	Right / Destra / Derecho Droit / Rechts
24CAS004* 14068	Left / Sinistra / Izquierda Gauche / Links

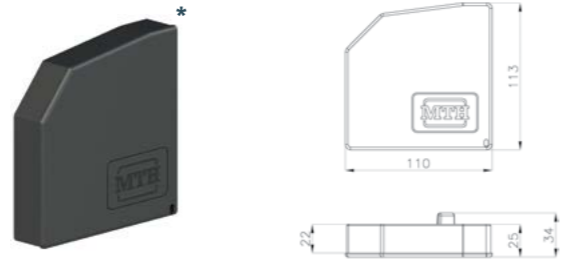
FULL ALUMINIUM PULLEY MODEL 240
CARRUCOLA MODELLO 240 IN ALLUMINIO COMPLETA
POLEA MODELO 240 EN ALUMINIO COMPLETA
POULIE MODÈLE 240 EN ALUMINIUM INTÉGRALE
OBERE ALUMINIUM ROLLE FÜR MODEL 240 KOMPLETT



240 AM
240 S

CODE CODICE	SIDE LATO / LADO COTE / SEITE
24ACT102* 15041	Right / Destra / Derecho Droit / Rechts
24ACT103 15042	Left / Sinistra / Izquierda Gauche / Links

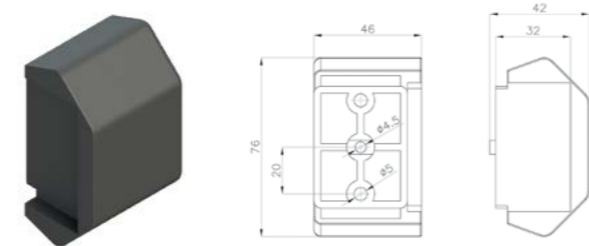
TRACK COVER HEAD FOR TRACK MODEL 240
TESTATA PER COPERTINA PER BINARIO MODELLO 240
CUBIERTA PARA MAMPARA PARA RIEL MODELO 240
TÊTE CACHE RAILLE POUR MODELE 240
KAPPE FÜR SCHIENENABDECKUNG MODEL 240



240 AM
240 S

24ACP020

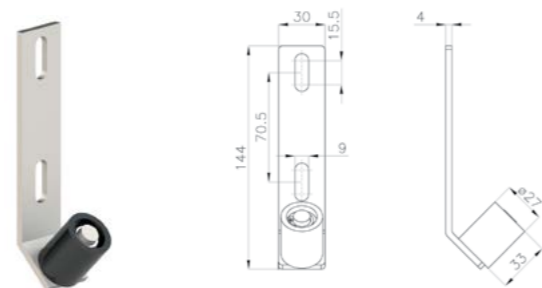
REVERSIBLE LIMIT STOP FOR TRACK MODEL 240
FERMO CORSA REVERSIBILE PER BINARIO MODELLO 240
TOPE DE FIN DE CARRERA REVERSIBLE PARA RIEL
MODELO 240
FIN DE COURSE REVERSIBLE POUR RAILLE MODELE 240
ENDSTÜCK FÜR FÜHRUNGSSCHIENE MODEL 240



240 AM
240 S

24RZI001 15079

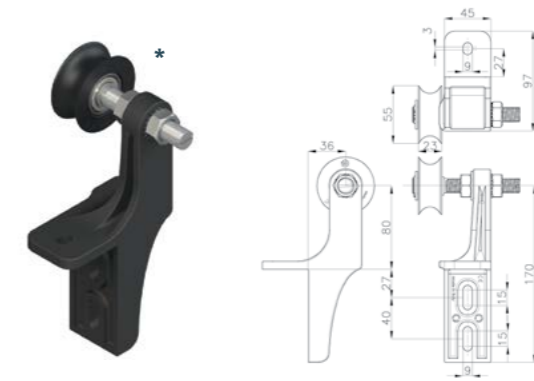
COMPLETE GALVANIZED REGISTER
FOR 240 AM MODEL INTERNAL GUIDE
REGISTRO ZINCATO COMPLETO
PER GUIDA INTERNA MODELLO 240 AM
REGISTRO GALVANIZADO COMPLETO
PARA GUÍA INTERNA MODELO 240 AM
REGISTRE GALVANISÉ INTÉGRALE
POUR GUIDE INTÉRIEURE MODELE 240 AM
INNERE FÜHRUNG MODEL 240 AM



240 AM

CODE CODICE	SIDE LATO / LADO COTE / SEITE
24CPL003*	Right / Destra / Derecho Droit / Rechts
24CPL004	Left / Sinistra / Izquierda Gauche / Links

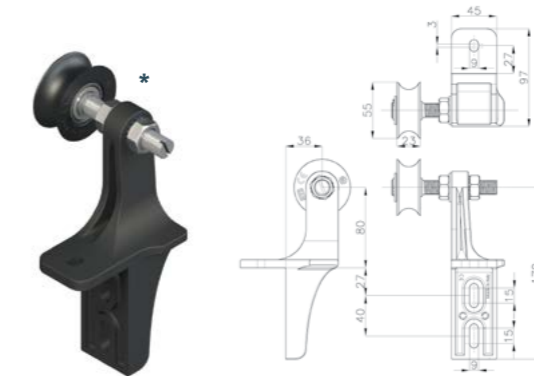
FULL PLASTIC PULLEY "LIGHT" MODEL FOR 360 LS
CARRUCOLA MODELLO "LIGHT" IN PLASTICA COMPLETA
PER PORTE MODELLO 360 LS
POLEA MODELO "LIGHT" EN PLASTICO COMPLETA
PARA PUERTAS MODELO 360 LS
POULIE MODÈLE "LIGHT" EN PLASTIQUE INTÉGRALE
POUR PORTE MODÈLE 360 LS
KUNSTSTOFF ROLLE "LIGHT" KOMPLETT
FÜR TÜREN MODEL 360 LS



360 LS

CODE CODICE	SIDE LATO / LADO COTE / SEITE
24CPL005*	Right / Destra / Derecho Droit / Rechts
24CPL006	Left / Sinistra / Izquierda Gauche / Links

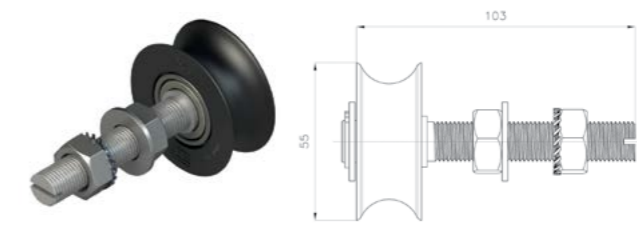
FULL PLASTIC PULLEY "LIGHT" MODEL FOR 360 FLS
CARRUCOLA MODELLO "LIGHT" IN PLASTICA COMPLETA
PER PORTE MODELLO 360 FLS
POLEA MODELO "LIGHT" EN PLASTICO COMPLETA
PARA PUERTAS MODELO 360 FLS
POULIE MODÈLE "LIGHT" EN PLASTIQUE INTÉGRALE
POUR PORTE MODÈLE 360 FLS
KUNSTSTOFF ROLLE MODEL LIGHT KOMPLETT
FÜR TÜREN MODEL 360 FLS



360 FLS

24CCR512

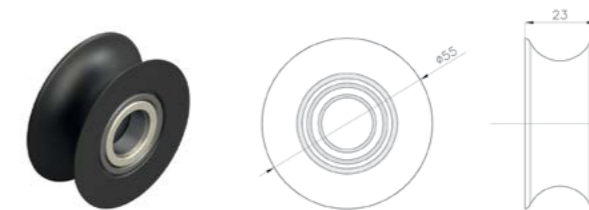
PA WHEEL WITH BEARING, GALVANIZED PIN L=155,
NUT AND WASHER FOR "LIGHT" MODEL
RUOTA IN PA CON CUSCINETTI, PERNO ZINCATO L=155,
DADI E RONDELLE PER MODELLO "LIGHT"
RUEDA EN PA CON RODAMIENTOS,
PERNO GALVANIZADO L=155, TUERCAS Y RUEDECILLAS
PARA MODELO "LIGHT"
ROULETTE EN PA AVEC COUSSINET, PIVOT ZINC L=155,
DÉS ET RONDE POUR MODÈLE "LIGHT"
CARBONROLLE MIT VERZINKTER ACHSE L=155,
MIT MUTTER UND SCHEIBEN FÜR MODEL "LIGHT"



360 LS
360 FLS

24CCR201

PA WHEEL FOR "LIGHT" RAIL WITH BEARING
RUOTA IN PA PER BINARIO MODELLO "LIGHT"
COMPLETA DI CUSCINETTI
RUEDA EN PA PARA RIEL MODELO "LIGHT"
COMPLETA DE RODAMIENTOS
ROULETTE EN PA POUR BINAIRE MODÈLE "LIGHT"
COMPLÉTÉE DE COUSSINET
CARBONROLLE MODEL "LIGHT" KOMPLETT
MIT KUGELLAGER



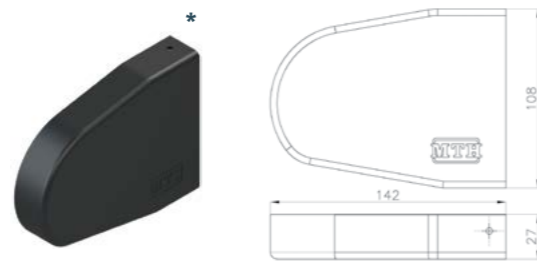
360 LS
360 FLS

CODE CODICE	SIDE LATO / LADO CÔTE / SEITE
----------------	-------------------------------------

24ACT203* Right / Destra / Derecho
Droit / Rechts

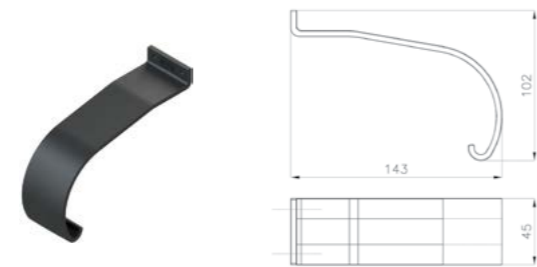
24ACT204 Left / Sinistra / Izquierda
Gauche / Links

ALUMINIUM TRACK COVER HEAD FOR "LIGHT" MODEL TRACK
TESTATA PER COPERTINA IN ALLUMINIO
PER BINARIO MODELLO "LIGHT"
CUBIERTA PARA MAMPARA EN ALUMINIO
PARA RIEL MODELO "LIGHT"
TÊTE CACHE RAILLE EN ALUMINIUM POUR MODELE "LIGHT"
KAPPE FÜR ALU-SCHIENENABDECKUNG MODELL "LIGHT"



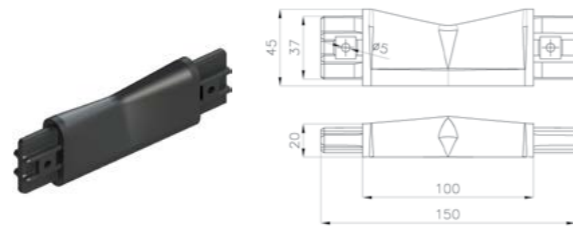
24ACT205

ALUMINIUM CENTRAL JOINT COVER
FOR "LIGHT" MODEL TRACK
COPRIGIUNTO CENTRALE PER COPERTINA IN ALLUMINIO
PER BINARIO MODELLO "LIGHT"
CUBIERTA UNION CENTRAL PARA MAMPARA EN ALUMINIO
PARA RIEL MODELO "LIGHT"
COUVRE JOINT CENTRAL CACHE RAILLE EN ALUMINIUM
POUR MODELE "LIGHT"
VERBINDER FÜR SCHIENENABDECKUNG MODELL "LIGHT"



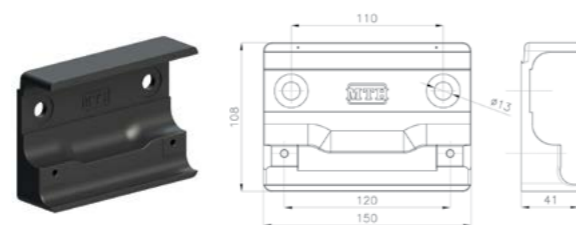
24ACC201

REVERSIBLE BEND FOR "LIGHT" MODEL TRACK
CURVA REVERSIBILE PER BINARIO MODELLO "LIGHT"
RAMPA REVERSIBILE PARA RIEL MODELO "LIGHT"
COURBE REVERSIBLE POUR RAILLE MODELE "LIGHT"
ROLLENABSENKUNG FÜR SCHIENE MODELL "LIGHT"



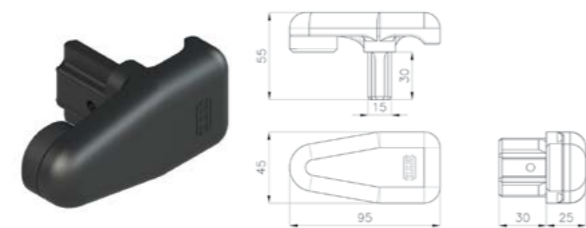
24ACC202

SUPPORT FOR "LIGHT" MODEL TRACK
SUPPORTO PER BINARIO MODELLO "LIGHT"
SOPORTE PARA RIEL MODELO "LIGHT"
SUPPORT POUR RAILLE MODELE "LIGHT"
STÜTZE FÜR SCHIENE MODELL "LIGHT"



24ACP030

COMPLETE REVERSIBLE OPENING LIMIT STOP
FOR "LIGHT" MODEL TRACK
FERMO CORSA DI APERTURA COMPLETO REVERSIBILE
PER BINARIO MODELLO "LIGHT"
TOPE DE FIN DE CARRERA DE ABERTURA COMPLETA
REVERSIBLE PARA RIEL MODELO "LIGHT"
FIN DE COURSE DE OUVERTURE INTÉGRALE
REVERSIBLE POUR RAILLE MODELE "LIGHT"
ANSCHLUSSSTROPFEN FÜHRUNGSBEGINN KOMPLETT
FÜR SCHIENE MODELL "LIGHT"



360 LS
360 FLS

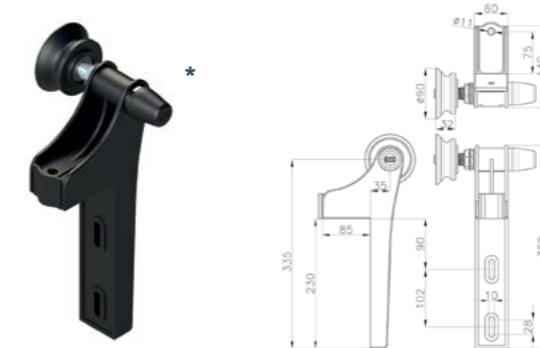
24ACP031

COMPLETE REVERSIBLE CLOSING LIMIT STOP
FOR "LIGHT" MODEL TRACK
FERMO CORSA DI CHIUSURA COMPLETO REVERSIBILE
PER BINARIO MODELLO "LIGHT"
TOPE DE FIN DE CARRERA DE CIERRE
COMPLETO REVERSIBLE PARA RIEL MODELO "LIGHT"
FIN DE COURSE DE FERMETURE INTÉGRALE REVERSIBLE
POUR RAILLE MODELE "LIGHT"
ANSCHLUSSSTOPFEN FÜHRUNGSSENDE KOMPLETT
FÜR SCHIENE MODELL "LIGHT"



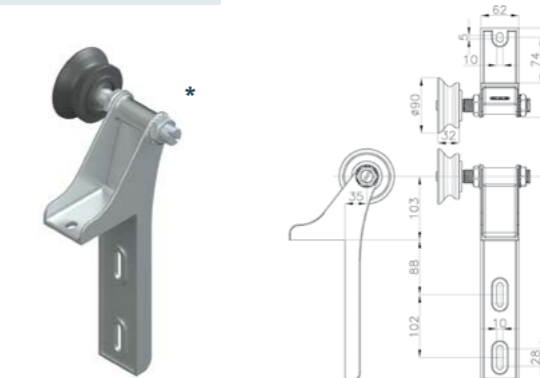
CODE CODICE	SIDE LATO / LADO CÔTE / SEITE	PIN PERNO / PERNO PIVOT / STIFT
24CPT600*	Right / Destra / Derecho Droit / Rechts	Galvanized Zincato / Galvanizado Zinc / Verzinktem
24CPT601	Left / Sinistra / Izquierda Gauche / Links	
24CPT602	Right / Destra / Derecho Droit / Rechts	Stainless Steel Inox / Edelstahl
24CPT603	Left / Sinistra / Izquierda Gauche / Links	

UNIVERSAL PLASTIC PULLEY WITH PA WHEEL
CARRUCOLA UNIVERSALE IN PLASTICA
CON RUOTA IN PA
POLEA UNIVERSAL EN PLASTICO
CON RUEDA EN PA
POULIE UNIVERSEL EN PLASTIQUE
AVEC ROULETTE EN PA
KUNSTSTOFFROLLE MIT HALTER UNIVERSAL



CODE CODICE	SIDE LATO / LADO CÔTE / SEITE	PIN PERNO / PERNO PIVOT / STIFT
24CIT310	Right / Destra / Derecho Droit / Rechts	Galvanized Zincato / Galvanizado Zinc / Verzinktem
24CIT311	Left / Sinistra / Izquierda Gauche / Links	
24CIT301*	Right / Destra / Derecho Droit / Rechts	Stainless Steel Inox / Edelstahl
24CIT302	Left / Sinistra / Izquierda Gauche / Links	

UNIVERSAL STAINLESS STEEL PULLEY WITH PA WHEEL
CARRUCOLA UNIVERSALE INOX CON RUOTA
POLEA UNIVERSAL INOX CON RUEDA EN PA
POULIE UNIVERSEL INOX AVEC ROULETTE EN PA
EDELSTAHLHALTER MIT KUNSTSTOFFROLLE UNIVERSAL




360 LS
360 FLS

480 ATMC
480 PT
480 TN
480 LT
480 LTB
480 LWT
485 LWT
490 LWT

480 ATMC
480 PT
480 TN
480 LT
480 LTB
480 LWT
485 LWT
490 LWT

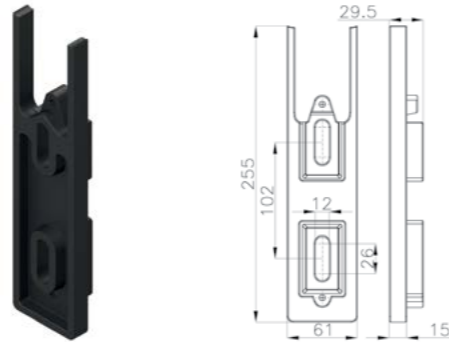
CODE CODICE	SIDE LATO / LADO CÔTÉ / SEITE
24CPT002* 14045	Right / Destra / Derecho Droit / Rechts
24CPT003 14046	Left / Sinistra / Izquierda Gauche / Links

PLASTIC PULLEY WITH PA WHEEL
AND GALVANIZED PIN L=155 SUPPORT INCLUDED
CARRUCOLA IN PLASTICA CON RUOTA IN PA
E PERNO ZINCATO L=155 COMPLETA DI SUPPORTO
POLEA EN PLASTICO CON RUEDA EN PA
Y PERNO GALVANIZADO L=155 COMPLETA DE SOPORTE
POULIE EN PLASTIQUE AVEC ROULETTE EN PA
ET PIVOT ZINC L=155 COMPLÉTÉE DE SUPPORT
KUNSTSTOFF ROLLE MIT HALTER UND VERZINKTER ACHSE L=155
KOMPLETT MIT BÖCKCHEN



24CCD300

SPACER H=15 FOR PLASTIC PULLEY
DISTANZIALE H=15 PER CARRUCOLA IN PLASTICA
DISTANCIADOR H=15 PARA POLEA EN PLASTICO
ENTRETOISE H=15 POUR POULIE EN PLASTIQUE
MONTAGEPLATTE H=15 FÜR KUNSTSTOFFROLLE



BEFORE YEAR 2003:
480 ATMC
480 PT
480 TN
480 LWT

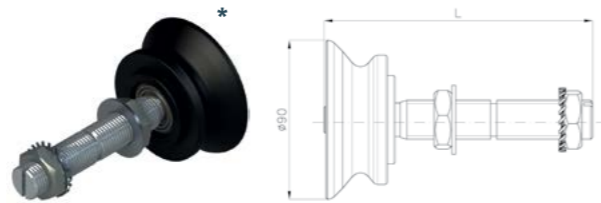
TWO WINGS DOOR:
480 PT
480 TN
480 LT

TWO WINGS DOOR:
480 PT
480 TN
480 LT
WITH 24CPT002 14045
AND 24CPT003 14046

450 GV
480 PGV
480 ATMC
480 ST
480 PT
480 TN
480 LT
480 LTB
480 LWT
485 LWT
490 LWT

CODE CODICE	PIN PERNO / PERNO PIVOT / STIFT	L (mm)
24CCR500*	Galvanized Zincato / Galvanizado Zinc / Verzinktem	155
24CCR501	Stainless Steel Inox / Edelstahl	158

PA WHEEL WITH BEARING, PIN, NUT AND WASHER
FOR UNIVERSAL PULLEY
RUOTA IN PA CON CUSCINETTI, PERNO, DADI E RONDELLE
PER CARRUCOLA UNIVERSALE
RUEDA EN PA CON RODAMIENTOS, PERNO, TUERCAS
Y RUEDECILLAS PARA POLEA UNIVERSAL
ROULETTE EN PA AVEC COUSSINET, PIVOT, DÉS ET RONDE
POUR POULIE UNIVERSEL
KUNSTSTOFFROLLE MIT KUGELLAGER, STIFT,
MUTTER UND BEILAGSCHEIBEN FÜR UNIVERSAL



24CCR200 14039

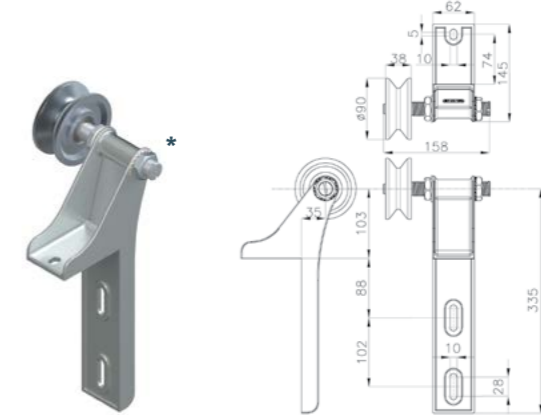
PA WHEEL Ø 90 WITH BEARING
RUOTA IN PA Ø 90 COMPLETA DI CUSCINETTI
RUEDA EN PA Ø 90 COMPLETA DE RODAMIENTOS
ROULETTE EN PA Ø 90 COMPLÉTÉE DE COUSSINET
KUNSTSTOFFROLLE Ø 90 KOMPLETT MIT KUGELLAGER



450 GV
480 PGV
480 ATMC
480 ST
480 PT
480 TN
480 LT
480 LTB
480 LWT
485 LWT
490 LWT


CODE CODICE	SIDE LATO / LADO CÔTÉ / SEITE	PIN PERNO / PERNO PIVOT / STIFT
24CIT314	Right / Destra / Derecho Droit / Rechts	Galvanized Zincato / Galvanizado Zinc / Verzinktem
24CIT315	Left / Sinistra / Izquierda Gauche / Links	Galvanized Zincato / Galvanizado Zinc / Verzinktem
24CIT312*	Right / Destra / Derecho Droit / Rechts	Stainless Steel Inox / Edelstahl
24CIT313	Left / Sinistra / Izquierda Gauche / Links	Stainless Steel Inox / Edelstahl

UNIVERSAL STAINLESS STEEL PULLEY
WITH ALUMINIUM WHEEL
CARRUCOLA UNIVERSALE INOX CON RUOTA
IN ALLUMINIO
POLEA UNIVERSAL INOX CON RUEDA EN ALLUMINIO
POULIE UNIVERSEL INOX AVEC ROULETTE
EN ALUMINIUM
EDELSTAHLHALTER UNIVERSAL MIT ALUROLLE



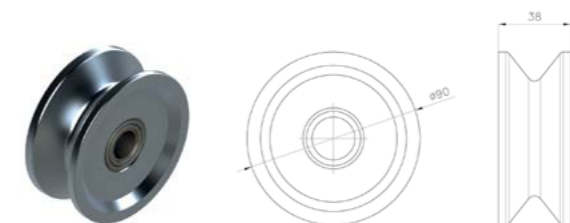
CODE CODICE	PIN PERNO / PERNO PIVOT / STIFT	L (mm)
24CCR511*	Galvanized Zincato / Galvanizado Zinc / Verzinktem	155
24CCR510	Stainless Steel Inox / Edelstahl	158

ALUMINIUM WHEEL WITH BEARING, PIN, NUT AND WASHER
FOR UNIVERSAL PULLEY
RUOTA IN ALLUMINIO CON CUSCINETTI, PERNO,
DADI E RONDELLE PER CARRUCOLA UNIVERSALE
RUEDA EN ALUMINIO CON RODAMIENTOS, PERNO,
TUERCAS Y RUEDECILLAS PARA POLEA UNIVERSAL
ROULETTE EN ALUMINIUM AVEC COUSSINET, PIVOT,
DÉS ET RONDE POUR POULIE UNIVERSEL
ALUMINIUMROLLE MIT KUGELLAGER, ACHSE,
MUTTER UND SCHEIBEN FÜR UNIVERSALE LAUFROLLE



24CCR151

ALUMINIUM WHEEL Ø 90 WITH BEARING
RUOTA IN ALLUMINIO Ø 90 COMPLETA DI CUSCINETTI
RUEDA EN ALUMINIO Ø 90 COMPLETA DE RODAMIENTOS
ROULETTE EN ALUMINIUM Ø 90 COMPLÉTÉE DE COUSSINET
ALUMINIUMROLLE Ø 90 KOMPLETT MIT KUGELLAGER



BIG DIMENSIONS DOOR:
480 ATMC
480 PT
480 TN
480 LT
480 LTB
480 LWT
485 LWT
490 LWT

BIG DIMENSIONS DOOR:
480 ATMC
480 PT
480 TN
480 LT
480 LTB
480 LWT
485 LWT
490 LWT

BIG DIMENSIONS DOOR:
480 ATMC
480 PT
480 TN
480 LT
480 LTB
480 LWT
485 LWT
490 LWT

CODE CODICE	SIDE LATO / LADO CÔTÉ / SEITE
24CIG002* 14064	Right / Destra / Derecho Droit / Rechts
24CIG003 14065	Left / Sinistra / Izquierda Gauche / Links

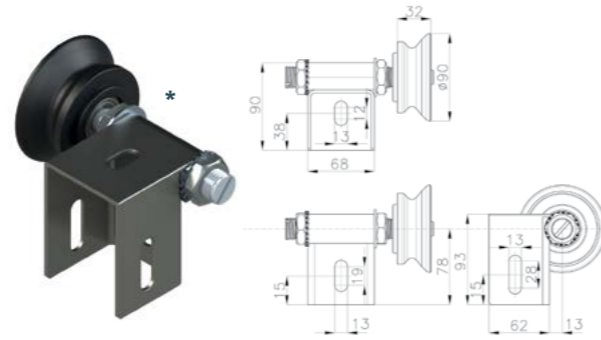
STAINLESS STEEL PULLEY FOR GV MODEL WITH PA WHEEL AND GALVANIZED PIN L=155

CARRUCOLA MODELLO GV INOX CON RUOTA IN PA E PERNO ZINCATO L=155

POLEA MODELO GV INOX CON RUEDA EN PA Y PERNO GALVANIZADO L=155

POULIE MODÈLE GV INOX AVEC ROULETTE EN PA ET PIVOT ZINC L=155

EDELSTAHLHALTER MODELL GV MIT KUNSTSTOFFROLLE UND VERZINKTER ACHSE L=155



450 GV
480 PGV

CODE CODICE	SIDE LATO / LADO CÔTÉ / SEITE
24CPS003* 14043	Right / Destra / Derecho Droit / Rechts
24CPS002 14044	Left / Sinistra / Izquierda Gauche / Links

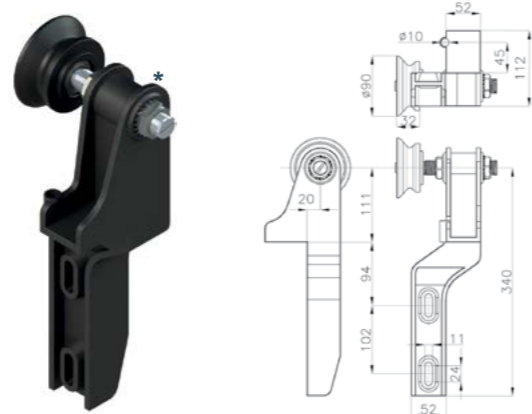
PLASTIC PULLEY FOR 480 ST WITH PA WHEEL AND GALVANIZED PIN L=155

CARRUCOLA MODELLO 480 ST IN PLASTICA CON RUOTA IN PA E PERNO ZINCATO L=155

POLEA MODELO 480 ST EN PLASTICO CON RUEDA EN PA Y PERNO GALVANIZADO L=155

POULIE MODÈLE 480 ST EN PLASTIQUE AVEC ROULETTE EN PA ET PIVOT ZINC L=155

KUNSTSTOFFROLLE MIT HALTER MODELL 480 ST UND VERZINKTER ACHSE L=155



480 ST

CODE CODICE	SIDE LATO / LADO CÔTÉ / SEITE
24CPT508*	Right / Destra / Derecho Droit / Rechts
24CPT509	Left / Sinistra / Izquierda Gauche / Links

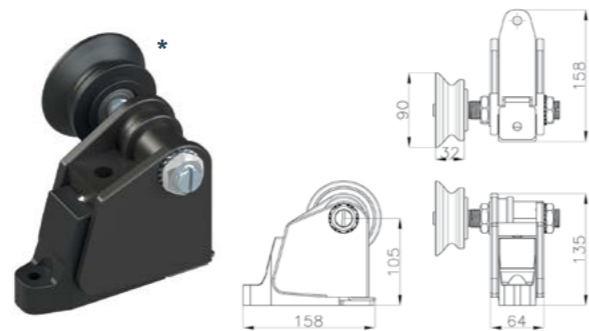
FULL CENTRAL PLASTIC PULLEY FOR DOUBLE-BLADED DOOR WITH SUPPORT

CARRUCOLA CENTRALE IN PLASTICA COMPLETA PER PORTA A DUE ANTE CON SUPPORTO

POLEA CENTRAL EN PLASTICO COMPLETA PARA PUERTA DOS BATIENTES CON SOPORTE

POULIE CENTRAL EN PLASTIQUE INTÉGRALE POUR PORTE A DEUX VANTAUX AVEC SUPPORT

KUNSTSTOFFROLLE MITTE KOMPLETT FÜR DOPPELFLÜGELIGE TÜREN MIT STÜTZE



TWO WINGS DOOR:
480 PT
480 TN
480 LT

CODE CODICE	SIDE LATO / LADO CÔTÉ / SEITE
24CIT009*	Right / Destra / Derecho Droit / Rechts
24CIT010	Left / Sinistra / Izquierda Gauche / Links

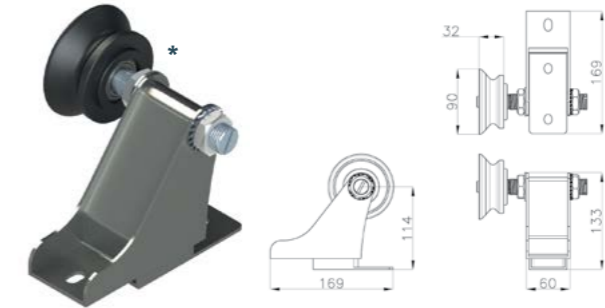
FULL UNIVERSAL CENTRAL STAINLESS STEEL PULLEY FOR DOUBLE-BLADED DOOR WITH SUPPORT

CARRUCOLA UNIVERSALE CENTRALE INOX COMPLETA PER PORTA A DUE ANTE CON SUPPORTO

POLEA UNIVERSAL CENTRAL INOX COMPLETA PARA PUERTA DOS BATIENTES CON SOPORTE

POULIE UNIVERSEL CENTRAL INOX INTÉGRALE POUR PORTE A DEUX VANTAUX AVEC SUPPORT

EDELSTAHLHALTER MITTE MIT KUNSTSTOFFROLLE UNIVERSAL KOMPLETT FÜR ZWEIFLÜGELIGE TÜREN MIT STÜTZE



TWO WINGS DOOR:
480 PT
480 TN
480 LT
480 LTB
480 LWT

CODE CODICE	SIDE LATO / LADO CÔTÉ / SEITE
24ACT603*	Right / Destra / Derecho Droit / Rechts
24ACT604	Left / Sinistra / Izquierda Gauche / Links

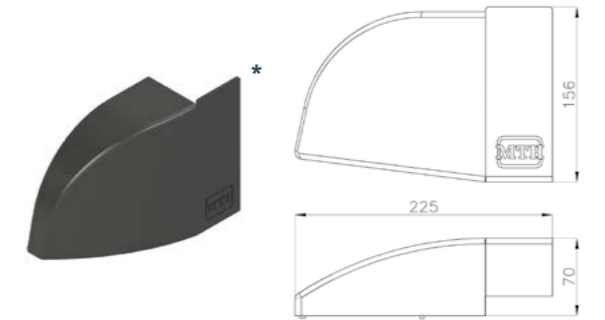
ALUMINIUM TRACK COVER HEAD FOR "MIRROR" MODEL TRACK

TESTATA PER COPERTINA IN ALLUMINIO PER BINARIO MODELLO "MIRROR"

CUBIERTA PARA MAMPARA EN ALUMINIO PARA RIEL MODELO "MIRROR"

TÊTE CACHE RAILLE EN ALUMINIUM POUR MODELE "MIRROR"

KAPPE FÜR ALU-SCHIENENABDECKUNG MODELL "MIRROR"



450 GV
480 PGV
480 ATMC
480 ST
480 PT
480 TN
480 LT
480 LTB
480 LWT
485 LWT
490 LWT

24ACT605

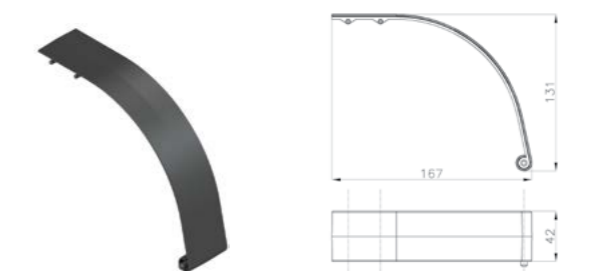
ALUMINIUM CENTRAL JOINT COVER FOR "MIRROR" MODEL TRACK

COPRIGIUNTO CENTRALE PER COPERTINA IN ALLUMINIO PER BINARIO MODELLO "MIRROR"

CUBIERTA UNION CENTRAL PARA MAMPARA EN ALUMINIO PARA RIEL MODELO "MIRROR"

COUVRE JOINT CENTRAL CACHE RAILLE EN ALUMINIUM POUR MODELE "MIRROR"

VERBINDER FÜR SCHIENENABDECKUNG MODELL "MIRROR"



450 GV
480 PGV
480 ATMC
480 ST
480 PT
480 TN
480 LT
480 LTB
480 LWT
485 LWT
490 LWT

24BIN001

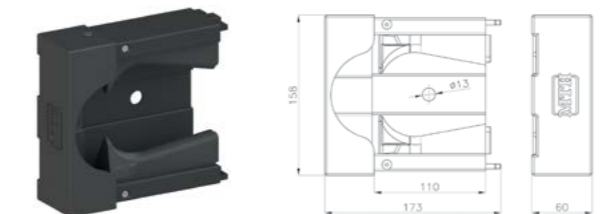
CLOSING BLOCK WITH BENDS AND PLUG FOR "MIRROR" MODEL TRACK

BLOCCO DI CHIUSURA COMPLETO DI CURVE E TAPPO PER BINARIO MODELLO "MIRROR"

BLOQUE DE CIERRE COMPLETO DE RAMPAS Y TAPÓN PARA RIEL MODELO "MIRROR"

BLOC DE FERMETURE COMPLÉTÉ DE COURBE ET BOUCHON POUR RAILLE MODELE "MIRROR"

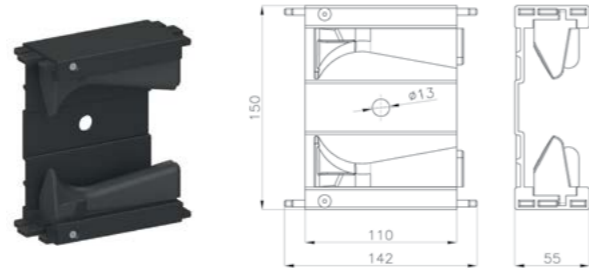
ENDKAPPE KOMPLETT MIT FALLE UND PFROPFEN FÜR MODELL "MIRROR"



450 GV
480 PGV
480 ATMC
480 ST
480 PT
480 TN
480 LT
480 LTB
480 LWT
485 LWT
490 LWT

24BIN002

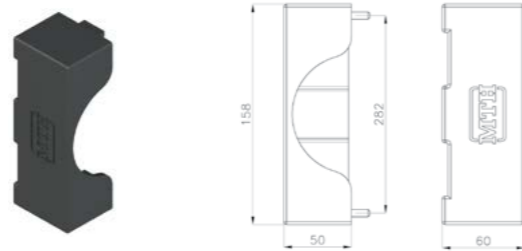
CENTRAL BLOCK WITH BENDS AND PLUG FOR "MIRROR" MODEL TRACK
BLOCCO CENTRALE COMPLETO DI CURVE PER BINARIO "MIRROR"
BLOQUE CENTRAL COMPLETO DI CURVE PARA RIEL "MIRROR"
BLOC CENTRAL COMPLÉTÉ DE CURVE POUR RAILLE "MIRROR"
ZENTRALE KAPPE KOMPLETT MIT FALLE FÜR MODELL "MIRROR"



450 GV
480 PGV
480 ATMC
480 ST
480 PT
480 TN
480 LT
480 LTB
480 LWT
485 LWT
490 LWT

24ACT602

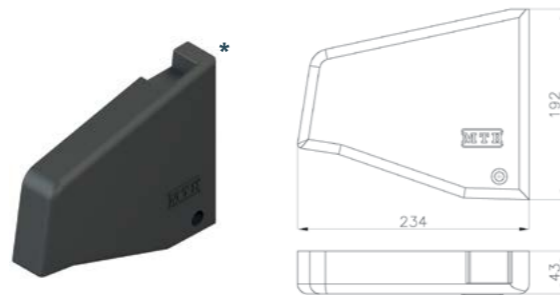
OPENING SIDE END PLUG FOR "MIRROR" MODEL TRACK
TAPPO TERMINALE DEL LATO APERTURA PER BINARIO MODELLO "MIRROR"
TAPÓN TERMINAL LADO ABERTURA PARA RIEL MODELO "MIRROR"
BOUCHON TERMINAL DU CÔTE OUVERTURE POUR RAILLE MODELE "MIRROR"
ANSCHLUSSPFROPFEN FÜR ÖFFNUNGSSEITE FÜR MODELL "MIRROR"



450 GV
480 PGV
480 ATMC
480 ST
480 PT
480 TN
480 LT
480 LTB
480 LWT
485 LWT
490 LWT

CODE CODICE	SIDE LATO / LADO CÔTE / SEITE
24ACT004*	Right / Destra / Derecho Droit / Rechts
24ACT005	Left / Sinistra / Izquierda Gauche / Links

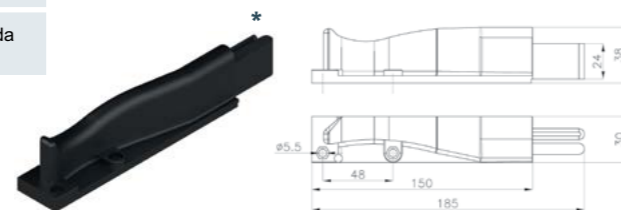
TRACK COVER HEAD FOR CLASSIC MODEL TRACK
TESTATA PER COPERTINA DEL BINARIO MODELLO CLASSICO
CUBIERTA PARA MAMPARA DEL RIEL MODELO CLÁSICO
TÊTE CACHE RAILLE EN ALUMINIUM POUR MODELE CLASSIQUE
KAPPE FÜR SCHIENENABDECKUNG KLASSISCHES MODELL



450 GV
480 PGV
480 ATMC
480 ST
480 PT
480 TN
480 LT
480 LTB
480 LWT
485 LWT
490 LWT

CODE CODICE	OPENING APERTURA / APERTURA OUVERTURE / OFFNUNG
24ACC003* 15087	Right / Destra / Derecho Droit / Rechts
24ACC004 15088	Left / Sinistra / Izquierda Gauche / Links

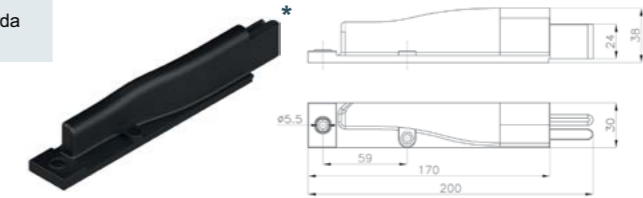
BEND WITH GROOVE FOR CLASSIC MODEL TRACK
CURVA CON INCAVO PER BINARIO MODELLO CLASSICO
RAMPA CON MUESCA PARA RIEL MODELO CLÁSICO
COURBE AVEC ENTAILLE POUR RAILLE MODELE CLASSIQUE
KURVE MIT VERTIEFUNG FÜR SCHIENE KLASSISCHES MODELL



450 GV
480 PGV
480 ATMC
480 ST
480 PT
480 TN
480 LT
480 LTB
480 LWT
485 LWT
490 LWT

CODE CODICE	OPENING APERTURA / APERTURA OUVERTURE / OFFNUNG
24ACC053* 15089	Right / Destra / Derecho Droit / Rechts
24ACC054 15090	Left / Sinistra / Izquierda Gauche / Links

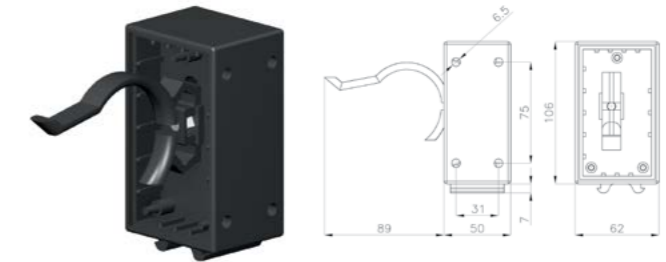
BEND WITHOUT GROOVE FOR CLASSIC MODEL TRACK
CURVA SENZA INCAVO PER BINARIO MODELLO CLASSICO
RAMPA SIN MUESCA PARA RIEL MODELO CLÁSICO
COURBE SANS ENTAILLE POUR RAILLE MODELE CLASSIQUE
KURVE OHNE VERTIEFUNG FÜR SCHIENE KLASSISCHES MODELL



450 GV
480 PGV
480 ATMC
480 ST
480 PT
480 TN
480 LT
480 LTB
480 LWT
485 LWT
490 LWT

24ACP930

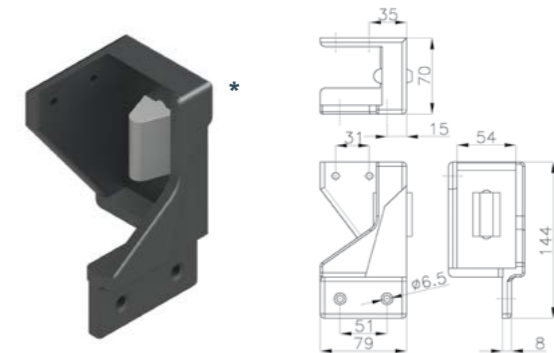
COMPLETE REVERSIBLE OPENING LIMIT STOP FOR CLASSIC MODEL TRACK
FERMO CORSA DI APERTURA COMPLETO REVERSIBILE PER BINARIO MODELLO CLASSICO
TOPE DE FIN DE CARRERA DE ABERTURA COMPLETA REVERSIBLE PARA RIEL MODELO CLÁSICO
FIN DE COURSE DE OUVERTURE INTÉGRAL REVERSIBLE POUR RAILLE MODELE CLASSIQUE
UMKEHRBARER LAUFANSCHLAG KOMPLETT FÜR KLASSISCHES MODELL



450 GV
480 PGV
480 ATMC
480 ST
480 PT
480 TN
480 LT
480 LTB
480 LWT
485 LWT
490 LWT

CODE CODICE	OPENING APERTURA / APERTURA OUVERTURE / OFFNUNG
24ACP001* 15035	Right / Destra / Derecho Droit / Rechts
24ACP002 15036	Left / Sinistra / Izquierda Gauche / Links

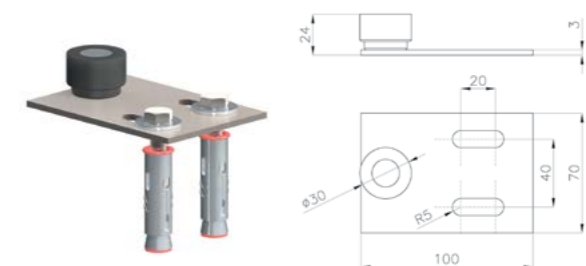
OPENING LIMIT STOP FOR CLASSIC MODEL TRACK
FERMO CORSA DI APERTURA PER BINARIO MODELLO CLASSICO
TOPE DE FIN DE CARRERA DE ABERTURA PARA RIEL MODELO CLÁSICO
FIN DE COURSE DE OUVERTURE POUR RAILLE MODELE CLASSIQUE
LAUFROLLENANSCHLAG FÜR SCHIENE KLASSISCHES MODELL



ST. STEEL DOOR:
450 GV
480 PGV
480 ATMC
480 ST
480 PT
480 TN
480 LT
480 LTB
480 LWT
485 LWT
490 LWT

24RIN200 16036

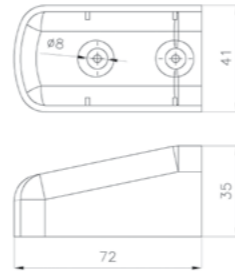
COMPLETE STAINLESS STEEL REGISTER FOR FLOOR GUIDE
REGISTRO INOX PER GUIDA A PAVIMENTO COMPLETO
REGISTRO INOX PARA GUÍA A PISO COMPLETO
REGISTRE INOX POUR GUIDE A SOL INTÉGRAL
BODENFÜHRUNGSROLLE MIT EDELSTAHLPLATTE KOMPLETT



240 S
360 LS
480 ST

24RCT201

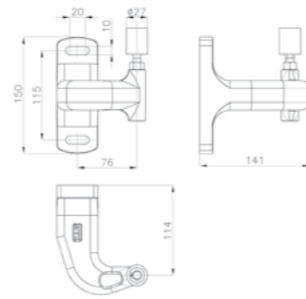
BLACK COVER FOR FLOOR GUIDE ENDS
COPERTURA NERA PER ESTREMITÀ GUIDA A PAVIMENTO
CUBIERTA NEGRA PARA EXTREMIDAD GUÍA A PISO
BOUCHON NOIRE POUR EXTRÉMITÉ GUIDE AU SOL
SCHWARZE ABDECKUNG FÜR ENDE BODENFÜHRUNG



240 S
360 LS
480 ST

24RPV225

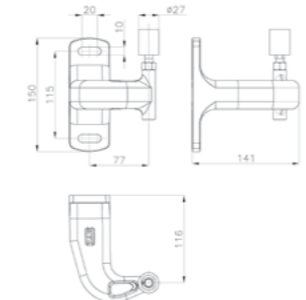
REVERSIBLE PLASTIC REAR REGISTER 2.0,
WITH PIN AND ADJUSTABLE ROLLER
REGISTRO POSTERIORE 2.0 IN PLASTICA,
REVERSIBILE CON PERNO E RULLINO REGOLABILE
REGISTRO POSTERIOR 2.0 EN PLÁSTICO,
REVERSIBLE CON PERNO Y RODILLO AJUSTABLE
REGISTRE POSTÉRIEUR 2.0 EN PLASTIQUE,
REVERSIBLE AVEC PIVOT ET ROULEAU RÉGLABLE
ROLLE FÜR WANDFÜHRUNG 2.0 AUS KUNSTSTOFF,
UMKEHRBAR MIT BOLZEN UND REGULIERBARER RÖLLE



360 FLS
450 GV
480 PGV
480 ATMC
480 PT
480 TN
480 LT
480 LTB
480 LWT
485 LWT
490 LWT

24RIN007

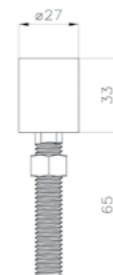
REVERSIBLE STAINLESS STEEL REAR REGISTER 2.0,
WITH PIN AND ADJUSTABLE ROLLER
REGISTRO POSTERIORE 2.0 INOX,
REVERSIBILE CON PERNO E RULLINO REGOLABILE
REGISTRO POSTERIOR 2.0 INOX,
REVERSIBLE CON PERNO Y RODILLO AJUSTABLE
REGISTRE POSTÉRIEUR 2.0 INOX,
REVERSIBLE AVEC PIVOT ET ROULEAU RÉGLABLE
ROLLE FÜR WANDFÜHRUNG 2.0 AUS EDELSTAHL,
UMKEHRBAR MIT BOLZEN UND REGULIERBARER RÖLLE



450 GV
480 PGV
480 ATMC
480 PT
480 TN
480 LT
480 LTB
480 LWT
485 LWT
490 LWT

24RCR003

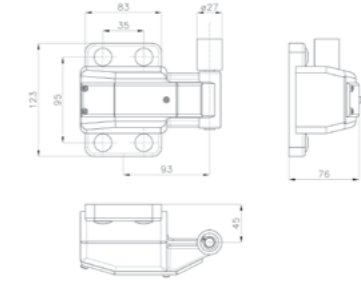
ROLLER WITH THREADED PIN FOR REAR REGISTER
RULLINO COMPLETO DI PERNO FILETTATO
PER REGISTRO POSTERIORE
RODILLO COMPLETO DE PERNO DE ROSCA
PARA REGISTRO POSTERIOR
ROULEAU COMPLÉTÉ DE PIVOT AVEC FILET
POUR REGISTRE POSTÉRIEUR
ROLLE MIT BOLZEN UND GEWINDE



COMPATIBILITY:
24RPV225
24RIN007

CODE CODICE	OPENING APERTURA / APERTURA OUVERTURE / ÖFFNUNG
24RPV001 * 15073	Right / Destra / Derecho Droit / Rechts
24RPV002 15074	Left / Sinistra / Izquierda Gauche / Links

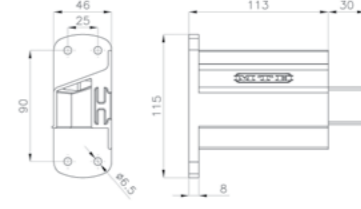
REAR REGISTER WITH PIN AND ROLLER
REGISTRO POSTERIORE CON PERNO E RULLINO
REGISTRO POSTERIOR CON PERNO Y RODILLO
REGISTRE POSTÉRIEUR AVEC PIVOT ET ROULEAU
ROLLE FÜR WANDFÜHRUNG MIT BOLZEN UND RÖLLE



SLIDING DOORS
BEFORE YEAR 2003:
450 GV
480 ATMC
480 TN
480 LWT

CODE CODICE	OPENING APERTURA / APERTURA OUVERTURE / ÖFFNUNG
24RCS910 *	Right / Destra / Derecho Droit / Rechts
24RCS911	Left / Sinistra / Izquierda Gauche / Links

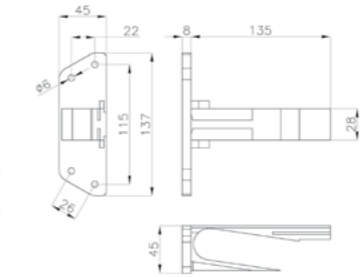
REAR GUIDE FIXING BRACKET
STAFFA DI FISSAGGIO PER GUIDA POSTERIORE
ESTRIBO DE FIJACION PER GUÍA POSTERIOR
ETRIER DE FIXAGE POUR GUIDE POSTÉRIEUR
HALTER FÜR DIE WANDFÜHRUNGSSCHIENE
ZUM RAHMEN



360 FLS
450 GV
480 PGV
480 ATMC
480 PT
480 TN
480 LT
480 LTB
480 LWT
485 LWT
490 LWT

24RCS001 15071

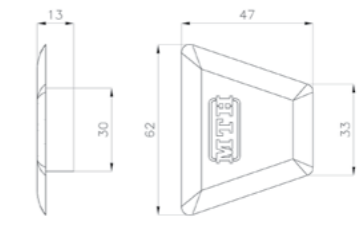
REVERSIBLE REAR GUIDE FIXING BRACKET
STAFFA DI FISSAGGIO REVERSIBILE
PER GUIDA POSTERIORE
ESTRIBO DE FIJACION REVERSIBLE
PER GUÍA POSTERIOR
ETRIER DE FIXAGE REVERSIBLE
POUR GUIDE POSTÉRIEUR
HALTER FÜR DIE WANDFÜHRUNGSSCHIENE
ZUM RAHMEN REGULIERBAR



360 FLS
450 GV
480 PGV
480 ATMC
480 PT
480 TN
480 LT
480 LTB
480 LWT
485 LWT
490 LWT

24RCT100 15072

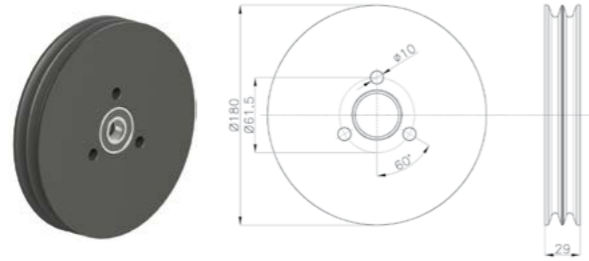
REVERSIBLE REAR GUIDE PLUG
TAPPO REVERSIBILE PER GUIDA POSTERIORE
TAPÓN REVERSIBLE PARA GUÍA POSTERIOR
BOUCHON REVERSIBLE POUR GUIDE POSTÉRIEUR
ENDKAPPE FÜR WANDFÜHRUNGSSCHIENE



360 FLS
450 GV
480 PGV
480 ATMC
480 PT
480 TN
480 LT
480 LTB
480 LWT
485 LWT
490 LWT

24GHI845

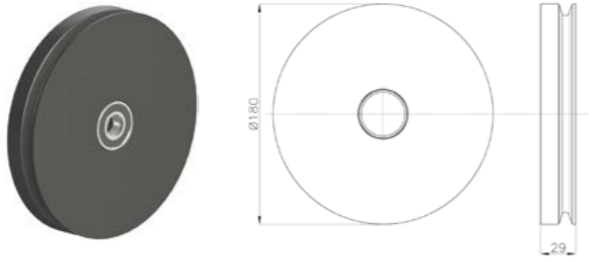
ENGINE SHEAVE WITH BEARING FOR VERTICAL SLIDING DOOR
 PULEGGIA MOTORE PER PORTA SCORREVOLE VERTICALE CON CUSCINETTI
 POLEA MOTOR PARA PUERTA CORREDERA VERTICAL CON RODAMIENTOS
 POULIE MOTEUR POUR PORTE COULISSANTE VERTICAL AVEC COUSSINET
 FÜHRUNGSROLLE FÜR VERTIKALE SCHIEBETÜR MIT KUGELLAGER



VERTICAL TN
 VERTICAL LWT

24GHI846

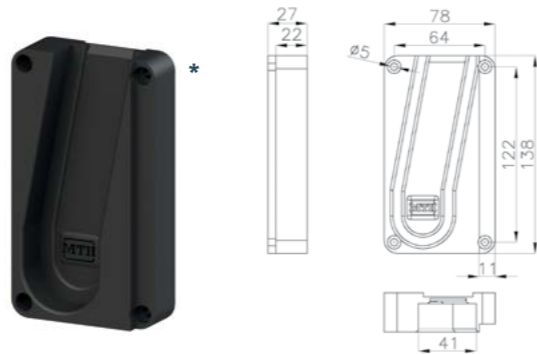
CONDUCTING SHEAVE WITH BEARING FOR VERTICAL SLIDING DOOR
 PULEGGIA CONDOTTA PER PORTA SCORREVOLE VERTICALE CON CUSCINETTI
 POLEA CONDUCTA PARA PUERTA CORREDERA VERTICAL CON RODAMIENTOS
 POULIE CONDUITE POUR PORTE COULISSANTE VERTICAL AVEC COUSSINET
 FÜHRUNGSROLLE FÜR VERTIKALE SCHIEBETÜR MIT KUGELLAGER



VERTICAL TN
 VERTICAL LWT

CODE CODICE	OPENING APERTURA / APERTURA OUVERTURE / ÖFFNUNG
24GHI870*	Right / Destra / Derecho Droit / Rechts
24GHI871	Left / Sinistra / Izquierda Gauche / Links


BEND FOR VERTICAL SLIDING GUIDE
 CURVA PER GUIDA DI SCORRIMENTO VERTICALE
 RAMPA PARA GUÍA CORREDERA VERTICAL
 COURBE POUR GUIDE DE COULISSAGE VERTICAL
 KURVE FÜR FÜHRUNG MIT VERTIKALEM SCHLUPF



VERTICAL TN
 VERTICAL LWT

24GHI810

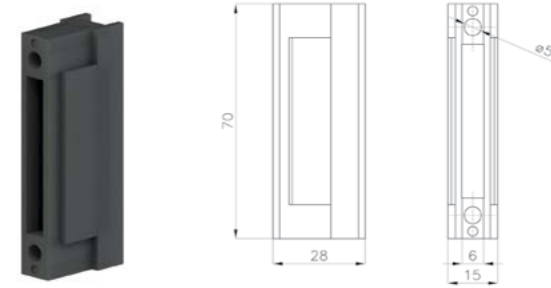
COMPLETE OPENING LIMIT STOP FOR VERTICAL SLIDING DOOR
 FERMO CORSA DI APERTURA COMPLETO PER PORTA SCORREVOLE VERTICALE
 TOPE DE FIN DE CARRERA DE ABERTURA COMPLETA PARA PUERTA CORREDERA VERTICAL
 FIN DE COURSE DE OUVERTURE INTÉGRAL POUR PORTE COULISSANTE VERTICAL
 ÖFFNUNG UMKEHRBARER ENDSCHALTER KOMPLET FÜR VERTIKALE SCHIEBETÜR



VERTICAL TN
 VERTICAL LWT

24GHI872

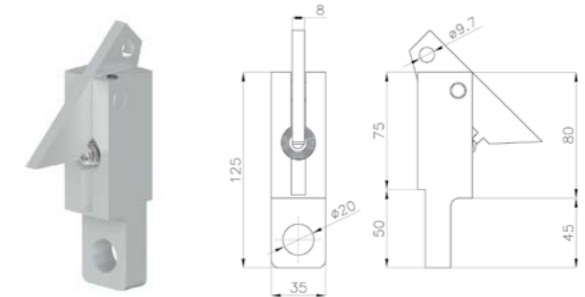
PLUG FOR VERTICAL SLIDING GUIDE
 TAPPO PER GUIDA DI SCORRIMENTO VERTICALE
 TAPÓN PER GUÍA DI SCORRIMENTO VERTICAL
 BOUCHON POUR GUIDE DE COULISSAGE VERTICAL
 PFROPFEN FÜR FÜHRUNG MIT VERTIKALEM SCHLUPF



VERTICAL TN
 VERTICAL LWT

24GHI841


ANTI-FALL DEVICE FOR VERTICAL SLIDING DOOR
 PARACADUTE PER PORTA SCORREVOLE VERTICALE
 PARACAÍDAS PARA PUERTA CORREDERA VERTICAL
 PARACHUTE POUR PORTE COULISSANTE VERTICAL
 ANTI-FALL-GERÄT FÜR VERTIKALE SCHIEBETÜR



VERTICAL TN
 VERTICAL LWT

24GHI840

FULL REGISTER FOR SLIDING VERTICAL DOOR
 REGISTRO COMPLETO PER PORTA SCORREVOLE VERTICALE
 REGLAJE COMPLETA PARA PUERTA CORREDERA VERTICAL
 REGLAGE INTÉGRALE POUR PORTE COULISSANTE VERTICAL
 ROLLE KOMPLETT FÜR VERTIKALE SCHIEBETÜR



VERTICAL TN
 VERTICAL LWT